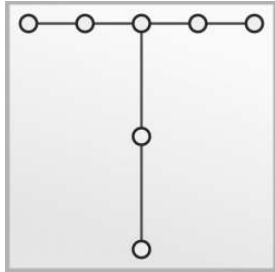


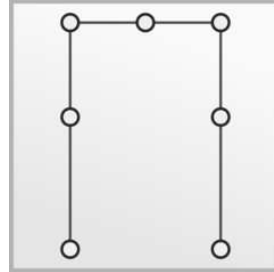
# Selection of possible trellis shapes/forms with „Simple Set Basic“ (more are possible)

(All systems can be rotated through 0-360 °)

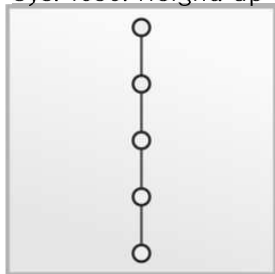
Sys. 3020: Height x Width: up to 3.0 m x 6.0 m



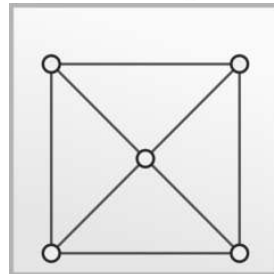
Sys. 4050: Height x Width: up to 3.0 m x 3.0 m



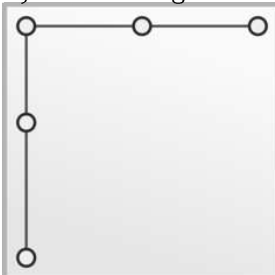
Sys. 1050: Height: up to 6.0 m



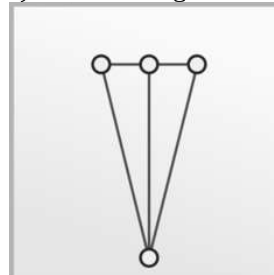
Sys. 5010: Height x Width: up to 1.5 m x 1.5 m



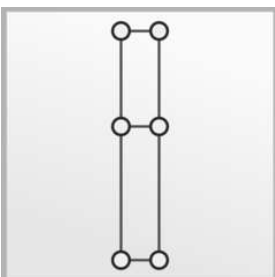
Sys. 2020: Height x Width: up to 3.0 m x 4.5 m



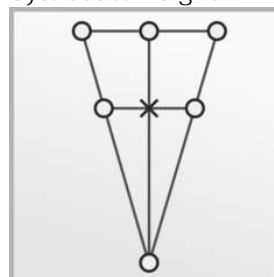
Sys. 6020: Height x Width: up to 1.5 m x 1.5 m



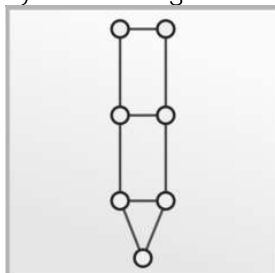
Sys. 5010: Height x Width: up to 3.0 m x 1.0 m



Sys. 6030: Height x Width: up to 2.5 m x 1.5 m



Sys. 7010: Height x Width: up to 3.7 m x 0.7 m



Sys. 7030: Height x Width: up to 2.5 m x 1.5 m

